

Pasii de urmarit in momentul achizitionarii stikerului CRIT AIR:

Accesati web-site-ul <https://www.certificat-air.gouv.fr/en/demande>

Algeti optiunea : Vehicles Registered Abroad (conform imaginea de mai jos)


The screenshot shows the 'Air Quality Certificate Service' website. At the top, there is a navigation bar with icons for Home, Understand the certificate, Simulation, Applying for your certificate, Tracking my application, and Affix your certificate. Below the navigation bar, there are two main options for vehicle registration: 'Vehicles Registered in France' (represented by the French flag) and 'Vehicles Registered Abroad (European Union, Switzerland, Norway)' (represented by a collage of various European flags). The 'Vehicles Registered Abroad' option is highlighted with a black border.

Selectati ambele bife conform imaginea de mai jos:

The screenshot shows the 'Before you begin...' section of the application process. It includes a progress bar with six steps: 1 Obligation, 2 Form, 3 Address, 4 Review, 5 Payment, and 6 Summary. The 'Obligation' step is currently active. Below the progress bar, there is a section titled 'Presentation of the service' with the following text: 'In just a few clicks, you can use this service to apply for an Air Quality Certificate for your vehicle not registered in France. You'll need your registration certificate to help you fill in the required information. It costs €3.70 plus postage. For shipments in the European Union and Switzerland, this amounts to € 4.8. Your registration certificate must be up-to-date, and be sent as an attachment. The attachment must be in .pdf, .png or .jpeg format and must not exceed 400kB. The Air Quality Certificate will be sent to the address you indicate, after verification of the attachment.' Below this text, there are two checkboxes, both of which are checked and circled in blue: 'I agree to the Terms and Conditions of Use and Issue' and 'I certify that my registration certificate is up-to-date and that the attached attachment corresponds to my vehicle'. A 'Next' button is located at the bottom of the section.

La optiunea ADD VEHICLE adaugati vehiculele pentru care doriti sa comandati stiker:

Espace nuove entreprises et Administrations ▾



MINISTÈRE
DE L'ENVIRONNEMENT,
DE L'ÉNERGIE
ET DE LA MER

Air Quality Certificate Service

HomeSimulationApplying for your certificateTracking my applicationAffix your certificateF.A.Q and contact

Home > Applying for your certificate > Vehicles Registered Abroad

1 Obligation2 Form3 Address4 Review5 Payment6 Summary

Vehicle information


Vehicle 1

+ Add a vehicle

Registration number :
Date of first registration :
Brand :

Edit ×

✓ Nu sunt robot


reCAPTCHA
Confidențialitate - Termeni

PreviousNext

Datele marcate de mai jos sunt obligatorii: numar de inmatriculare, prima data de inregistrare a vehiculului, categoria vehiculului (>3.5t), tipul de carburant, tara care emite cartea masinii, numarul de sasiu, brand, clasa de emisie si **cel mai important** INCARCAREA talonului masinii (ATENTIE MARIME MAXIMA 400 KB)

Vehicule informations ×

All fields marked with an * are mandatory

Registration number *

Date of first registration *

Vehicle category *

Fuel *

Certificate issuing country *

Serial number *

Brand *

Trade name

Euro Standard

CO2 emission

upload the registration certificate *

Alege fișierul

Nu ai ales niciun fișier

Verificati corectitudinea datelor. In cazul in care doriti inregistrarea mai multor masinii dati click la ADD A VECHICLE dupa care urmati aceasi pasii de completarea a datelor. In cazul in care nu doriti sa adaugati alte masinii apasati tasta NEXT

The screenshot shows a web application interface for applying for a certificate. At the top, there is a navigation bar with icons and labels: 'my application', 'your certificate', 'my application', 'your certificate', and 'and contact'. Below this is a breadcrumb trail: 'Home > Applying for your certificate > Vehicles Registered Abroad'. A progress indicator shows six steps: 1. Obligation (highlighted in green), 2. Form (highlighted in blue), 3. Address, 4. Review, 5. Payment, and 6. Summary.

The main section is titled 'Vehicle information'. It contains a form for 'Vehicle 1' with the following fields: 'Registration number:', 'Date of first registration:', and 'Brand:'. Each field has a blue input box. To the right of the form is an 'Edit' button with a close icon. Below the form is a '+ Add a vehicle' button.

A reCAPTCHA widget is displayed, showing a green checkmark and the text 'Nu sunt robot' (I am not a robot). The widget also includes the reCAPTCHA logo and the text 'reCAPTCHA' and 'confidential - Terms'. Below the widget are 'Previous' and 'Next' buttons.

At the bottom of the page, there is a dark footer with links: 'Home', 'Simulation Applying for your certificate', and 'Legal notices Contact'.

Topate campurile de mai jos sunt obligatorii de completat: Nume prenume, adresa de e-mail, nume prenume din nou, statut (ex. Madame), **adresa sediului social plus cod TVA**, detalii aditionale, cod postal, oras, tara dupa care apasati NEXT (SUIVANT)


Tous les champs suivis d'une * sont obligatoires

Informations personnelles

Nom et Prénom *

Votre adresse électronique doit être à jour. Elle permet de recevoir votre facture, justifiant également du classement de votre véhicule. Elle est également utilisée pour le suivi de votre commande.

E-mail * 

Confirmer E-mail * 

Adresse

Nom et Prénom *

Numéro et libellé de la voie *

Complément d'adresse

Complément d'adresse

Code Postal *

Ville *

Pays *

L'adresse de livraison est différente

Précédent

Suivant

Verificati corectitudinea datelor de mai jos dupa care apasati NEXT:

Home > Applying for your certificate > Vehicles Registered Abroad

1 Obligation 2 Form 3 Address 4 Review 5 Payment 6 Summary

Personal information

Name
[Redacted]

E-mail
[Redacted]

Billing address **Delivery address**

[Redacted] [Redacted]

Content of the order

Registration number	Date of first registration	Brand
[Redacted]	[Redacted]	[Redacted]

Amount of your order

The amount of your order is : 4.8 €

Previous Next

Home Simulation Applying for your certificate Tracking my application Affix your certificate F.A.Q and contact

Home Simulation Legal notices

Mai departe este nevoie sa introduceti date bancare de unde se va plati certificatul :

Espace Flotte Entreprises et Administrations



Air Quality Certificate Service

Home

Simulation

Applying for your certificate

Tracking my application

Affix your certificate

F.A.Q and contact

Home > Applying for your certificate > Vehicles Registered Abroad

1 Obligation

2 Form

3 Address

4 Review

5 Payment

6 Summary

The amount of your order is : 4.8 €

Bank card

PAYMENT BY BANK CARD

Upon confirming this payment method, you will be directed to our secure payment platform.

The customer acknowledges that the ordering of an Air Quality Certificate constitutes the provision of personalised goods within the meaning of Article L.121-21-8, 3° of the French Consumer Code as a result of the customer's choice to provide the registration number.

Therefore, the customer is expressly informed that, under these provisions, he cannot exercise his right of withdrawal from the purchase of an Air Quality Certificate.

Previous

Next