

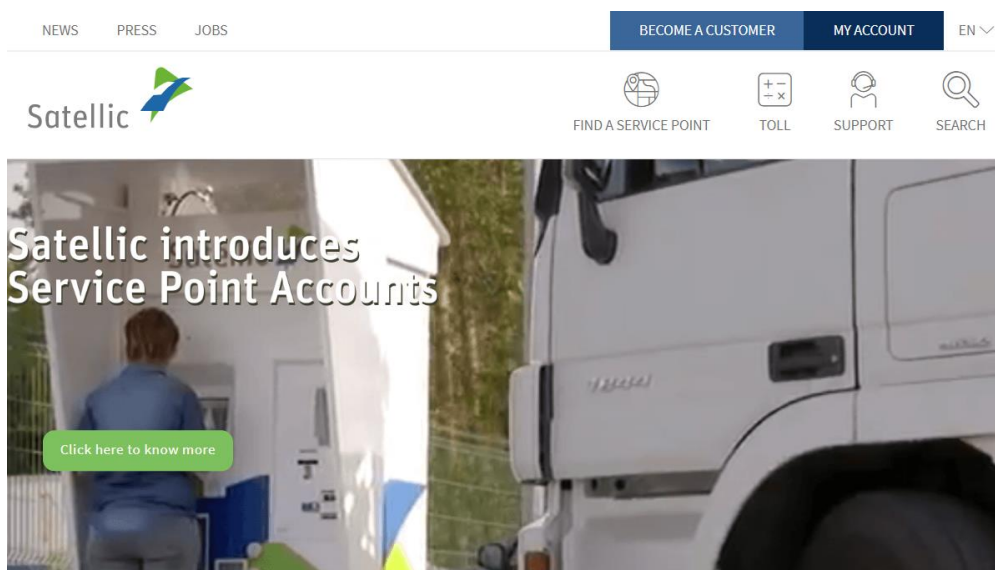


Crearea FULL ACCOUNT pe site-ul furnizorului SATELLIC si Transferul masinilor in contul firmei


Daca ati achizitionat un aparat OBU Satellic la plata taxei de drum din Belgia si nu ati creat pe Portalul Satellic un cont pentru compania dumneavoastra, va rugam sa urmati pasii de mai jos:

- **CREATI FULL ACCOUNT**

Pasul 1: Accesati site-ul furnizorului Satellic www.satellic.be . Selectati optiunea MY ACCOUNT:



Pasul2: Selectati LOGIN





Pasul 3: In sectiunea , "I am Driving" introduceti: Numarul de inmatriculare ale vehiculului, Tara-Romania, codul PIN (din bonul fiscal obtinut in momentul cumpararii aparatului – un numar din 4 cifre)

The screenshot shows the Satellic user portal interface. At the top, there is a green navigation bar with 'Login' and 'Registration' options. Below this, there are two main sections: 'I'm managing' and 'I'm driving'. The 'I'm driving' section is active and contains the following fields: 'Licence plate number', a dropdown menu for 'Belgium', and a 'PIN' field. A green 'LOGIN' button is located below these fields. The background of the page features a blurred image of a truck.

Pasul 4: Selectati optiunea "CREATE A STANDARD ACCOUNT"



Vehicle & OBU details

Come in and enjoy all the features of the Satellic Road User Portal!

[CREATE A STANDARD ACCOUNT](#)

OR

[ADD VEHICLE AND OBU TO MY STANDARD ACCOUNT](#)

Vehicle details


Licence plate number	
Vehicle's country of registration	Romania
Gross Combination Weight Rating (GCWR) [kg]	44000
Emission class	EURO VI
Journey visualisation	Inactive

[EDIT](#)

OBU Details

OBU ID (S/N)	
Status	Coupled
PIN	

Uploaded vehicle paper files



Toll payment settings

Payment scheme	Post-payment
Payment means	EuroShell FL / EuroShell CRT / EuroShell PP




Pasul 5: Selectati optiunea "Business Customer", apoi completati detaliile companiei dumneavoastra: Numele Firmei, Adresa de corespondenta si alte detalii.

Atentie!


La aceasta sectiune vor aparea datele introduse de sofer la momentul achizitiei aparatului. Va rugam sa verificati datele si sa le modificati daca este cazul.

Vehicle & OBU details My Invoices

 **Complete Account - Create Account** [Back to My Vehicle & OBU Details](#)

Personal data


Business customer Private customer

Company 

Street Number

Address Addendum
Optional


Postal code City


Country Language 
Choose One Choose One

Pasul 6: Alegeti un USERNAME si o PAROLA pe care va recomandam notati pentru a va loga pe cont in viitor.



Introduceti codul din imagine si faceti click pe *Privacy Policy* si *Terms and Conditions* pentru a citi termenii si conditiile, iar apoi bifati casuta pentru a confirma ca sunteti de acord. Apasati tasta NEXT:

Road User Portal Login


Username 

Password 

Confirm Password

Please type the text displayed above

I was informed about the Privacy Policy and accept the General Terms and Conditions (to be able to click "NEXT/CONFIRM", you must first click on the links to open the documents). 



Pasul 7: Verificati daca ati completat corect toate informatiile, si alegeti optiunea CONFIRM:

Account registration

Please check if the below data are correct before you confirm your registration.

Account information

Customer type
First name
Last name
Street
Address Addendum
City

Test
Account

Country
Language
EU-VAT identification
number
E-mail address

Bank Account

Account holder
BIC
IBAN

Contact person

Salutation
First name
Last name
Phone number

Mrs.
Test
Account

Road User Portal Login

Username
Testaccount

CONFIRM

BACK

Pasul 8: Un email de confirmare a inregistrarii a fost trimis catre dumneavoastra. Va rugam sa verificat adresa de email furnizata anterior si accesati link-ul primit in email.

Satellic EN

Login Registration

Only one more step to go! [GO TO LOGIN](#)

You have successfully submitted the request for account registration. A confirmation e-mail was sent to you with the activation link.

Pasul 9. Finalizati inregistrarea prin activarea linkul trimis catre mailul Dvs. Atentie, acest link este valabil numai 24 ore din momentul trimiterii.

Satellic EN

Login Registration

Successfully activated! [GO TO LOGIN](#)

You have successfully activated your account. You can now use all services on the Satellic Road User Portal.