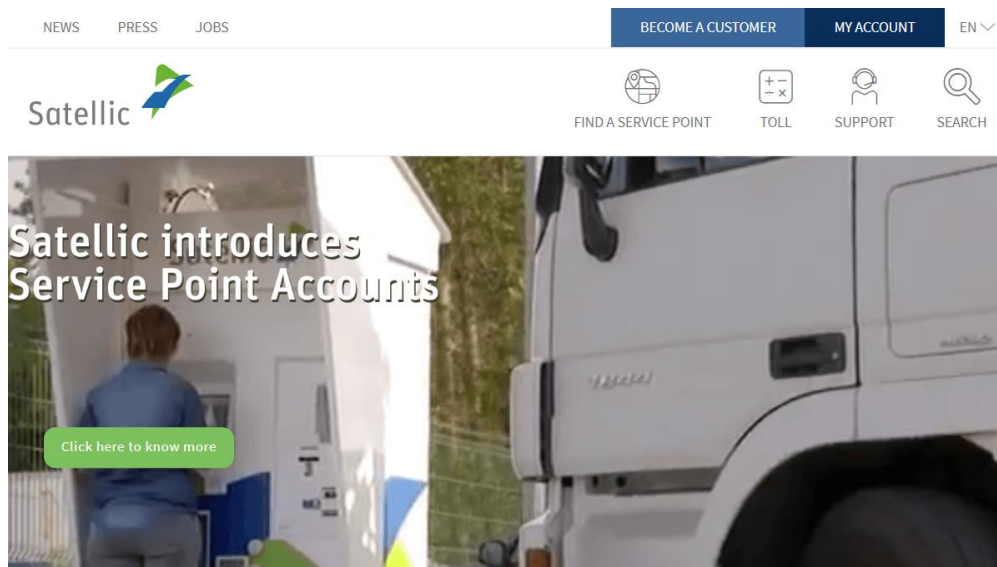





Descarcarea facturilor SOFICO din contul Service Account

Pentru a descarca facturile Sofico de pe contul masinii – Service Account, va rugam sa urmati pasii de mai jos:

Pasul 1: Accesati site-ul furnizorului Satellic www.satellic.be . Selectati optiunea MY ACCOUNT:



Pasul2: Selectati LOGIN





Pasul 3: In sectiunea , "I am Driving" introduceti: Numarul de inmatriculare ale vehiculului, Tara-Romania, codul PIN (din bonul fiscal obtinut in momentul cumpararii aparatului – un numar din 4 cifre)

Pasul 4: Selectati optiunea "MY INVOICES"



Vehicle & OBU details

Come in and enjoy all the features of the Satellic Road User Portal!

CREATE A STANDARD ACCOUNT

OR

ADD VEHICLE AND OBU TO MY STANDARD ACCOUNT


Vehicle details

Licence plate number
Vehicle's country of registration
Gross Combination Weight Rating (GCWR) [kg]
Emission class
Journey visualisation

Romania
44000
EURO VI
Inactive

EDIT

Uploaded vehicle paper files



OBU Details

OBU ID (S/N)
Status
PIN

Coupled

Toll payment settings

Payment scheme
Payment means

Post-payment
EuroShell FL / EuroShell CRT / EuroShell PP



Pasul 4: Selectati perioada pentru care doriti sa vedeti facturile emise. Selectati: „Download all invoice documents as ZIP-file” pentru a descarca toate facturile emise: Bruxelles, Flandra si Wallonia la data mentionata (Invoice Date).

Vehicle & OBU details My Invoices



Fleet Overview by date

Please note that documents for CSV download will be provided one day after the invoice date!

Invoice date from 16/4/2019 to 16/7/2019 SEARCH

Invoice date	Download
4/7/2019	Download all invoice documents as ZIP-file

[View >>](#)

Atentie: Pentru a ne asigura ca recuperati TVA in totalitate, va rugam sa ne trimiteti periodic prin posta sau curier rapid facturile SOFICO emise de regiunea Valonia. Aceste facturi sunt notate cu „2019-SFC-.....”.